



T06W38-8HC

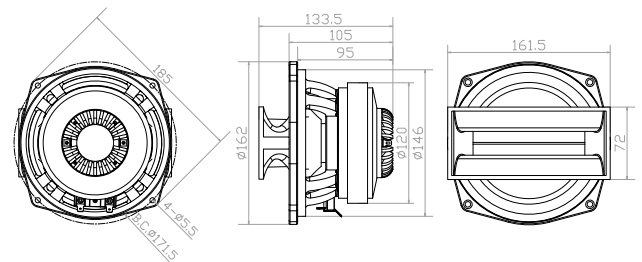
COAXIAL DRIVER



KEY FEATURES

- 93dB & 106dB 1W/1m sensitivity
- 120W & 30W AES power handling
- 85Hz-18kHz frequency response
- 38.5mm (1.5in) & 38mm (1.5in) voice coil
- Shared ferrite motor system
- Aluminum demodulating ring for lower distortion
- Heavy-duty cast aluminum chassis for increased rigidity
- Suitable for line arrays and multiple sound sources systems

MECHANICAL DRAWING



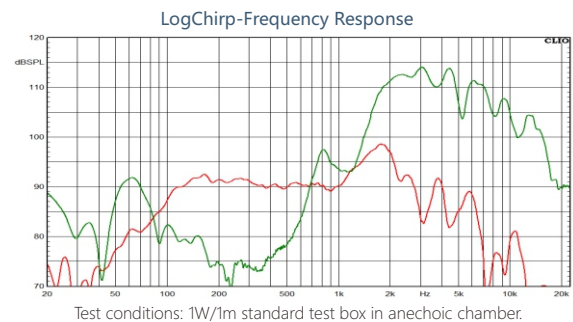
GENERAL SPECIFICATIONS

Part Number	T06W38-8HC
Nominal Diameter	162mm (6in)
Nominal Impedance	LF : 8Ω HF : 8Ω
Minimum Impedance	LF : 6.4Ω at 400Hz HF : 7.8Ω at 4000Hz
AES Power Handling ¹	LF : 120W HF : 30W
Maximum Power Handling ²	LF : 240W HF : 60W
(1W/1m) Sensivity (1W/1m) ³	LF : 93dB HF : 106dB
Resonance Frequency	85Hz
Recommended Crossover ⁴	2kHz
Frequency Range	LF : 85Hz-3kHz HF : 1.5kHz-18kHz
Voice Coil Diameter	LF : 38.5mm HF : 38mm
Winding Material	LF&HF : Copper Clad Aluminum
Former Material	LF : Glass Fiber HF : Kapton
Winding Depth	WF : 9.8mm TW : 2.4mm
Magnetic Gap Depth	LF : 7mm HF : 2.8mm
Xmax ⁵	LF : 3.7mm
Flux Density	WF : 0.95T TW : 1.7T
Basket Material	Cast Aluminum
Magnet Material	LF&HF : Ferrite
Suspension Material	Fabric
Surround Material	M-Roll Cloth-sealed
Cone Material	Curvilinear Paper
Diaphragm Material	Polymer
Phase Plug Material	Plastic
Cover Material	Plastic
Net Weight	2.7kg

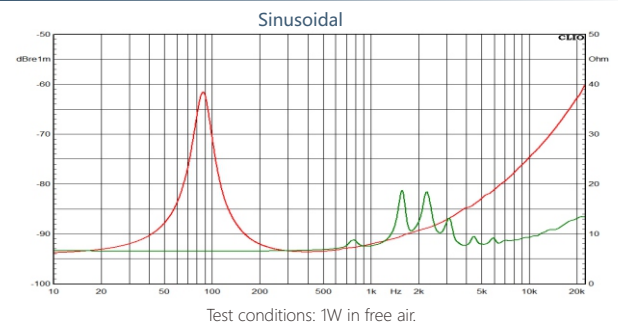
TS Parameters⁶

Fs	87Hz	Qms	3.3
Re	5.0Ω	Qes	0.49
Le	0.30mH	Qts	0.43
Mms	10.2g	Vas	9.2L
Mmd	9.2g	Ref. Efficiency	1.2%
Cms	0.32mm/N	Sd	143cm ²
BL	7.5Tm	EBP	177Hz

FREQUENCY RESPONSE CURVE



IMPEDANCE CURVE



NOTES

1. Two hours test according to AES 2-1984 Rev. 2003.
Power calculated on rated minimum impedance.
2. Maximum power is defined as 3dB greater than Nominal power.
3. Applied RMS Voltage is set to 2.83 V for 8 ohms Nominal Impedance.
4. 12 dB/oct. or higher slope high-pass filter.
5. Xmax=[(winding depth-magnetic gap depth)/2]+(magnetic gap depth/3).
6. Thiele-Small parameters are measured after a preconditioning test.
7. Woofer power test made with continuous pink noise signal within the frequency range.Compression driver power test made with continuous pink noise signal within the range from the recommended crossover frequency to 20kHz.