



18SW115-8TW

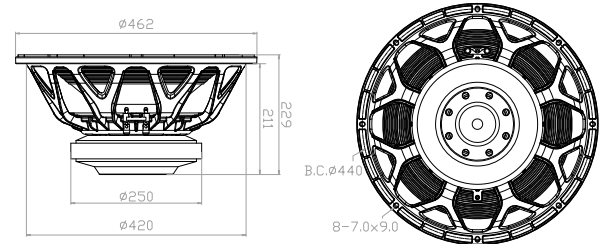
BASS/MID RANGE DRIVER



KEY FEATURES

- 96dB 1W/1m sensitivity
- 1800W AES power handling
- 33Hz-1kHz frequency response
- 116mm (4.5in) copper voice coil
- Double silicon spider for superior excursion control and linearity
- Heavy-duty cast aluminum chassis for increased rigidity
- Suitable for high SPL subwoofer designs

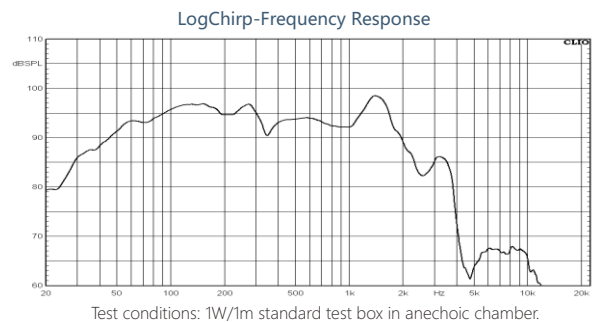
MECHANICAL DRAWING



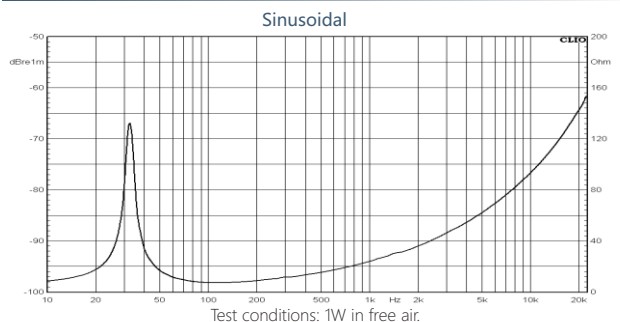
GENERAL SPECIFICATIONS

Part Number	18SW115-8TW
Nominal Diameter	462mm (18in)
Nominal Impedance	8Ω
Minimum Impedance	7.2Ω
AES Power Handling ¹	1800W
Maximum Power Handling ²	3600W
(1W/1m) Sensitivity (1W/1m) ³	96dB
Resonance Frequency	33Hz
Frequency Range	33Hz-1kHz
Voice Coil Diameter	116mm
Winding Material	Copper
Former Material	Glass Fiber
Winding Depth	33mm
Magnetic Gap Depth	15mm
Xmax ⁴	14mm
Flux Density	1.0T
Basket Material	Cast Aluminum
Magnet Material	Ferrite
Suspension Material	Double Fabric
Surround Material	W-Roll Cloth-sealed
Cone Material	Curvilinear Paper
Net Weight	17.5kg

FREQUENCY RESPONSE CURVE



IMPEDANCE CURVE



TS Parameters⁵

Fs	33Hz	Qms	8.9
Re	5.4Ω	Qes	0.38
Le	2.9mH	Qts	0.36
Mms	282g	Vas	172L
Mmd	259g	Ref. Efficiency	1.7%
Cms	0.08mm/N	Sd	1225cm ²
BL	28.7Tm	EBP	87Hz

NOTES

1. Two hours test according to AES 2-1984 Rev. 2003.
Power calculated on rated minimum impedance.
2. Maximum power is defined as 3dB greater than Nominal power.
3. Applied RMS Voltage is set to 2 V for 4 ohms Nominal Impedance.
4. Xmax=[(winding depth-magnetic gap depth)/2]+(magnetic gap depth/3).
5. Thiele-Small parameters are measured after a preconditioning test.
6. Power test by continuous pink noise signal within the frequency range.